


Corrections for Zany Zasu Quilt Pattern #130:


If you don't have BBQ #130, version 2, there is an update to the yardage for the Cream Swirls. The amount has been increased to 2 yards for rotary cutting and 2-1/2 yards if using Accuquilt to cut, which will allow for some extra fabric. The original amount stated for Accuquilt cutting is the exact amount at 2 yards. Also, you would need exactly 1.75 yards for rotary cutting, unless you cut 4-3/4" strips and use the attached template to cut the TIS at an angle by flipping the template up and down across the strip and then the original 1-1/2 yards would suffice.



On page 5, in the **rotary cutting column** for the 2-1/2" square, it should say "Cut (1) each, maroon flowers, light blue, **rust circles** and black spots; and (2) yellow; and (4) cream swirls 2-1/2" strips x WOF and then sub cut into 2- 1/2" squares." In the **#shapes and color column**, it should say "(16), each, (need 4 rough cuts) of maroon flowers, light blue, **rust circles** and black spots; (32) (need 8 rough cuts) of yellow and (64) (need 16 rough cuts) of cream swirls. The rust circles had been mistakenly left out.

Corrections for Zany Zasu Quilt Pattern #130:


If you don't have BBQ #130, version 2, there is an update to the yardage for the Cream Swirls. The amount has been increased to 2 yards for rotary cutting and 2-1/2 yards if using Accuquilt to cut, which will allow for some extra fabric. The original amount stated for Accuquilt cutting is the exact amount at 2 yards. Also, you would need exactly 1.75 yards for rotary cutting, unless you cut 4-3/4" strips and use the attached template to cut the TIS at an angle by flipping the template up and down across the strip and then the original 1-1/2 yards would suffice.



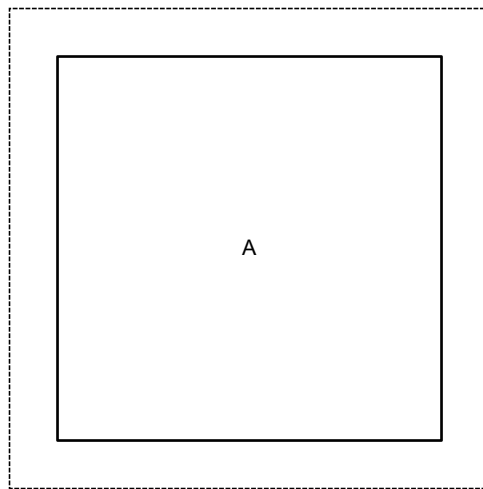
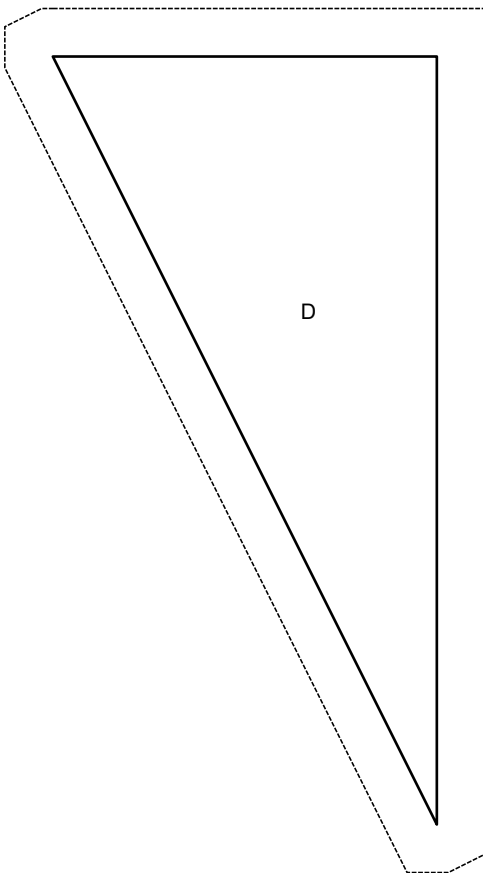
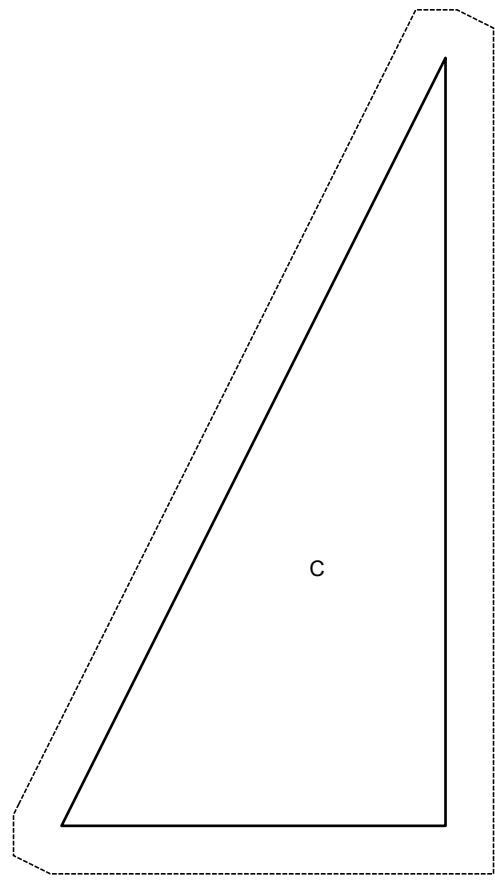
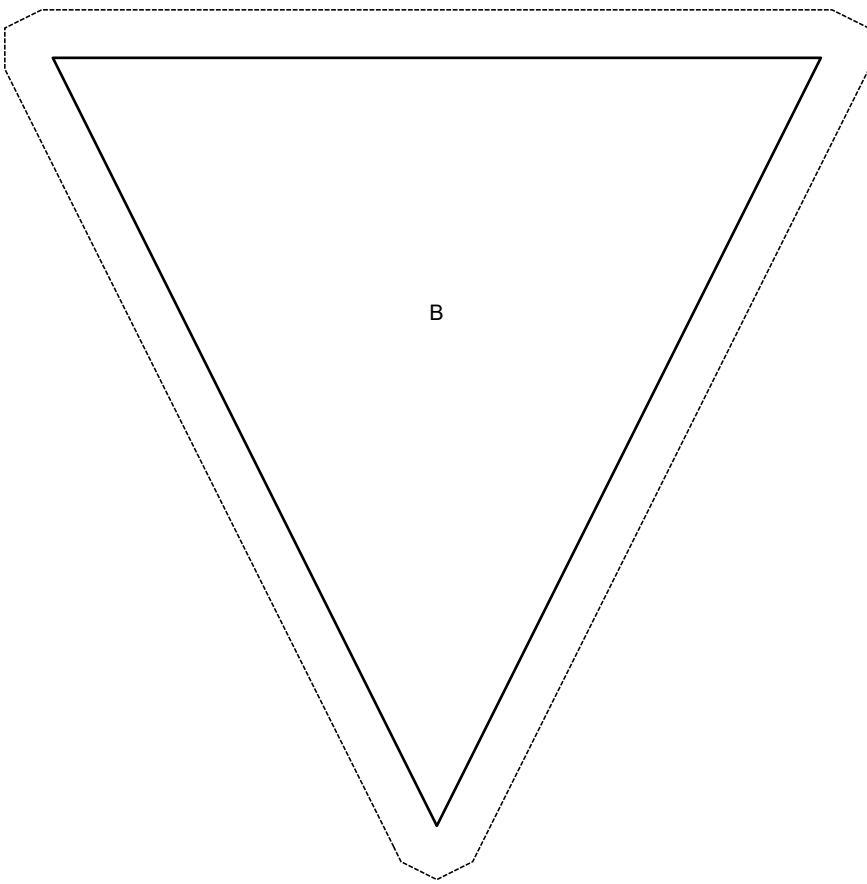
On page 5, in the **rotary cutting column** for the 2-1/2" square, it should say "Cut (1) each, maroon flowers, light blue, **rust circles** and black spots; and (2) yellow; and (4) cream swirls 2-1/2" strips x WOF and then sub cut into 2- 1/2" squares." In the **#shapes and color column**, it should say "(16), each, (need 4 rough cuts) of maroon flowers, light blue, **rust circles** and black spots; (32) (need 8 rough cuts) of yellow and (64) (need 16 rough cuts) of cream swirls. The rust circles had been mistakenly left out.

Corrections for Zany Zasu Quilt Pattern #130:

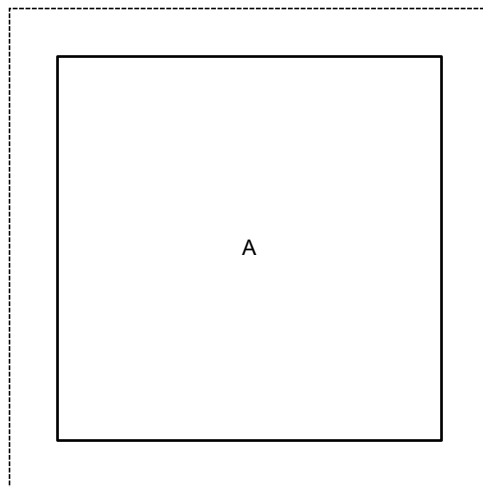
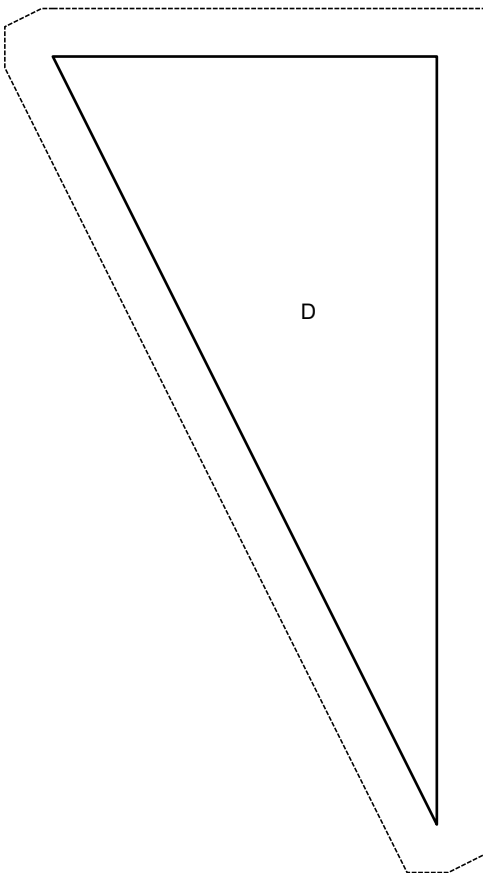
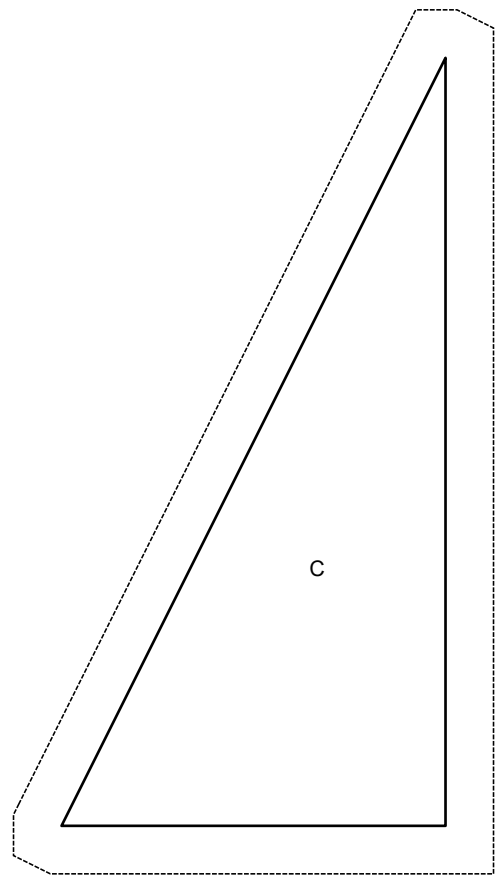
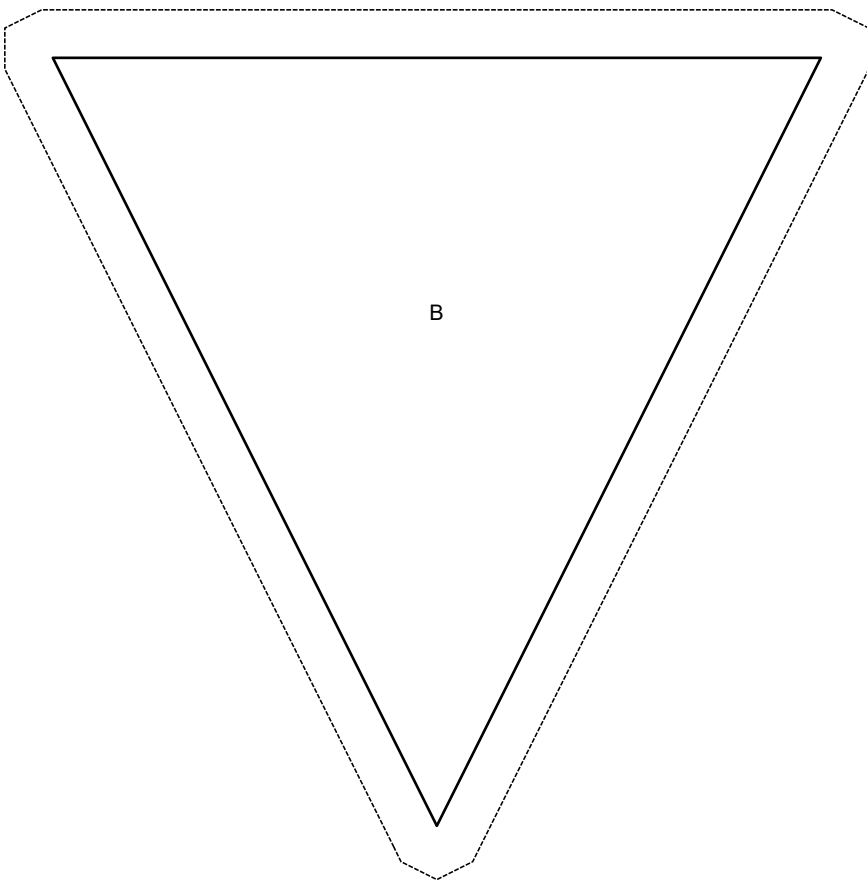
If you don't have BBQ #130, version 2, there is an update to the yardage for the Cream Swirls. The amount has been increased to 2 yards for rotary cutting and 2-1/2 yards if using Accuquilt to cut, which will allow for some extra fabric. The original amount stated for Accuquilt cutting is the exact amount at 2 yards. Also, you would need exactly 1.75 yards for rotary cutting, unless you cut 4-3/4" strips and use the attached template to cut the TIS at an angle by flipping the template up and down across the strip and then the original 1-1/2 yards would suffice.



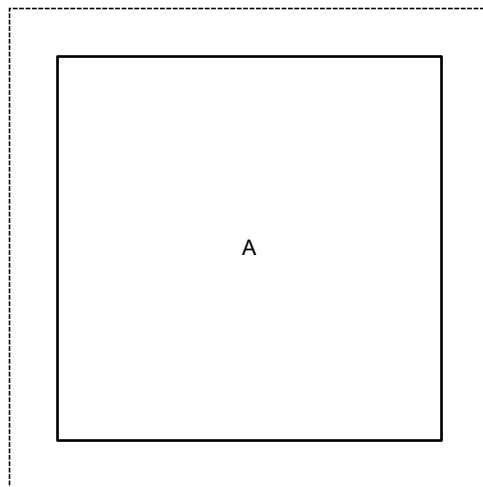
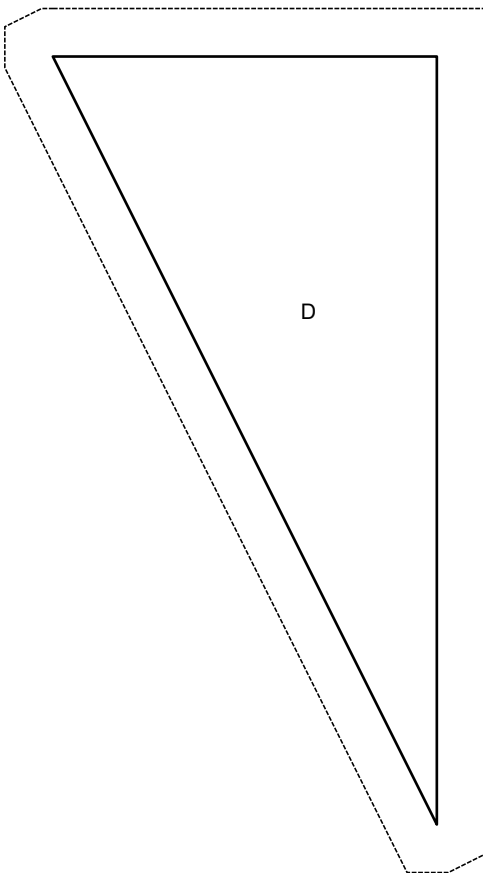
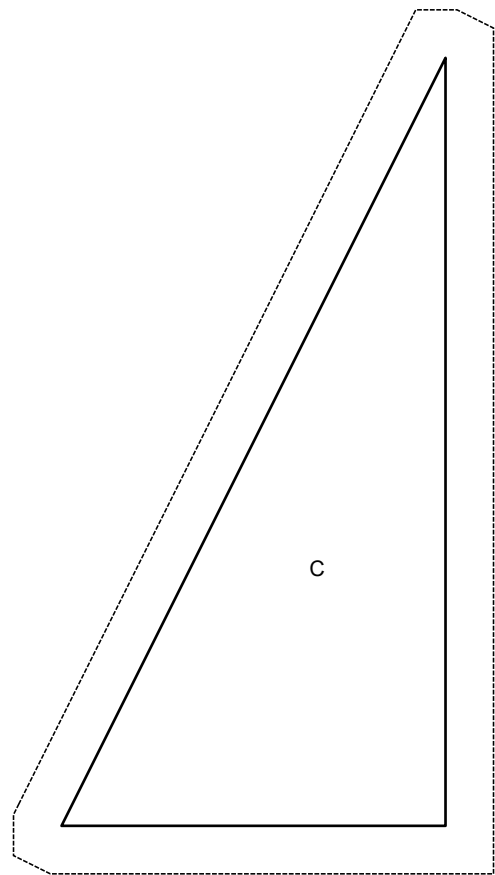
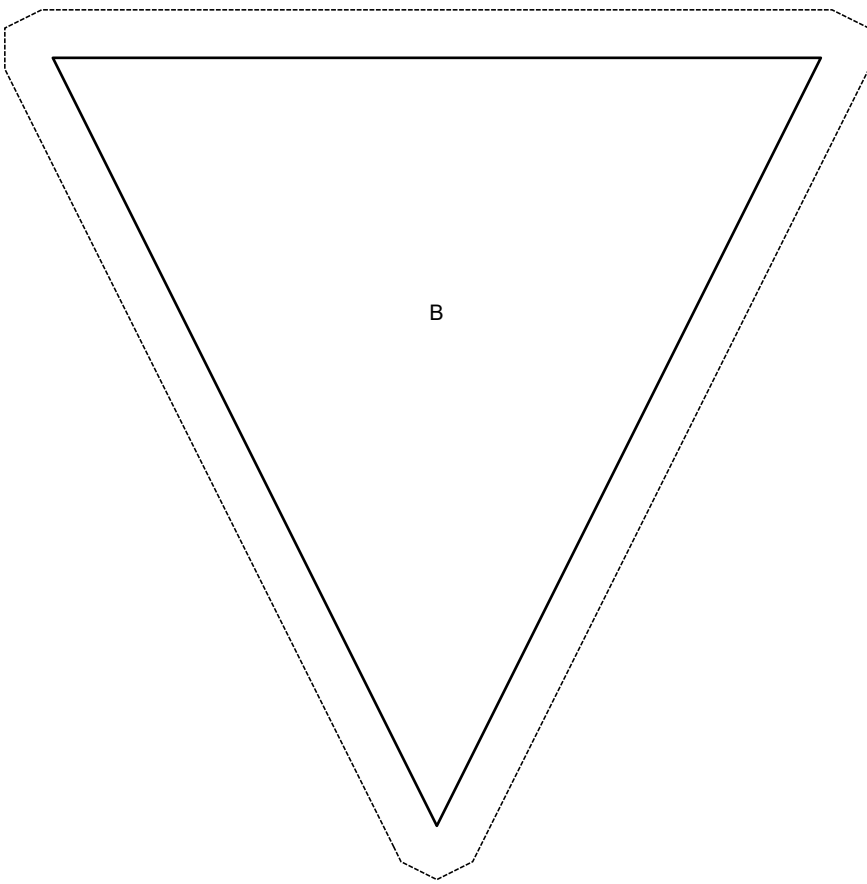
On page 5, in the **rotary cutting column** for the 2-1/2" square, it should say "Cut (1) each, maroon flowers, light blue, **rust circles** and black spots; and (2) yellow; and (4) cream swirls 2-1/2" strips x WOF and then sub cut into 2- 1/2" squares." In the **#shapes and color column**, it should say "(16), each, (need 4 rough cuts) of maroon flowers, light blue, **rust circles** and black spots; (32) (need 8 rough cuts) of yellow and (64) (need 16 rough cuts) of cream swirls. The rust circles had been mistakenly left out.



When printed, the “A” square should measure 2-1/2”



When printed, the “A” square should measure 2-1/2”



When printed, the “A” square should measure 2-1/2”